


# 2025 Showstopper

A Free Goodie from Fabric Café

Fabric Café®



Finished Size - 42" x 60"

Use 2 identical 3-Yard Quilt Kits and your Fabric Café book collection to create this showstopping quilt!

# 2025 Showstopper

A Free Goodie from Fabric Café

Fabric Café®



## @ Gemstones

- Make 8 Finished Blocks



## @ Tempo

- Make 8 Block "B"



## @ Yuletide

- Make 4 Block "A"



## @ Irish Christmas

- Make 4 Finished Blocks



### Additional Cutting Instructions, Borders & Binding:

#### From Fabric #1:

- \* Cut 6, 1¼" x WOF for binding

#### From Fabric #2:

- \* Cut 2, 1" x WOF for **Bordered Yuletide Block "A"**
- \* Cut 2, 1½" x WOF for **Bordered Irish Christmas Block**
- \* Cut 5, 1½" x WOF for border #1

#### From Fabric #3:

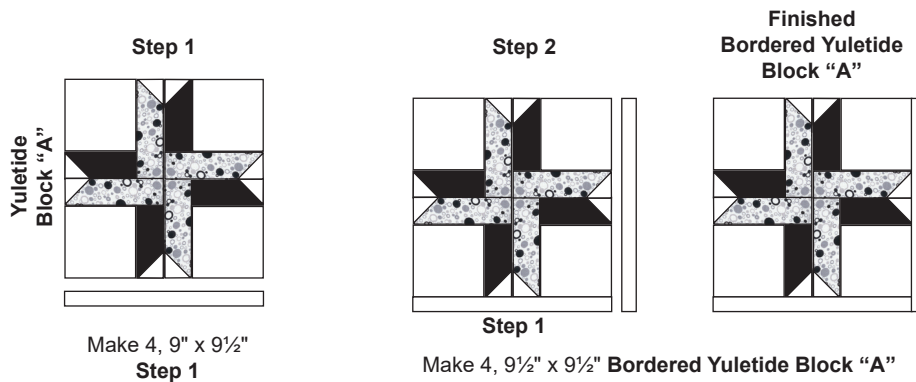
- \* Cut 5, 2½" x WOF for border #2

## @ Bordered Yuletide Block "A" Assembly

Referring to **Bordered Yuletide Block "A" Assembly, Step 1** diagram, using one fabric #2, 1" x WOF strip, sew to bottom of one **Yuletide Block**; trim even with sides. Repeat making 4, 9" x 9½" **Step 1**.

Referring to **Step 2** diagram, using one fabric #2, 1" x WOF strip, sew to side of one **Step 1** as shown; trim even with top and bottom. Repeat making 4, 9½" x 9½" **Bordered Yuletide Block "A"**.

Bordered Yuletide Block "A" Assembly

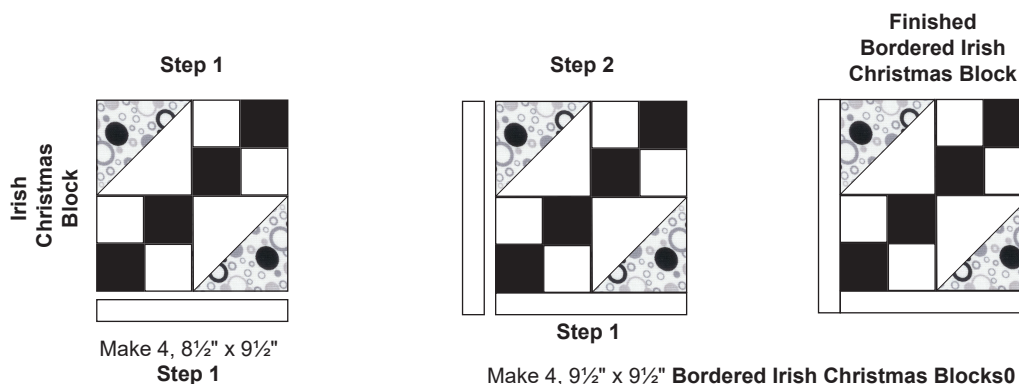


## @ Bordered Irish Christmas Block Assembly

Referring to **Bordered Irish Christmas Block Assembly, Step 1** diagram, using one fabric #2, 1½" x WOF strip, sew to bottom of one **Irish Christmas Block**; trim even with sides. Repeat making 4, 8½" x 9½" **Step 1**.

Referring to **Step 2** diagram, using one fabric #2, 1½" x WOF strip, sew to side of one **Step 1** as shown; trim even with top and bottom. Repeat making 4, 9½" x 9½" **Bordered Irish Christmas Blocks**.

Bordered Irish Christmas Block Assembly "A"



# 2025 Showstopper

A Free Goodie from Fabric Café

Row 1



Bordered  
Yuletide Block "A"  
rotated



Bordered  
Irish Christmas Block



Bordered Irish  
Christmas Block  
rotated



Bordered Yuletide  
Block "A"

Row 2



Gemstones Block  
rotated



Tempo Block "B"  
rotated



Tempo Block "B"



Gemstones Block

Row 3



Tempo Block "B"  
rotated



Gemstones Block  
rotated



Gemstones Block  
rotated



Tempo Block "B"

Row 4



Tempo Block "B"



Gemstones Block



Gemstones Block  
rotated



Tempo Block "B"  
rotated

Row 5



Gemstones Block  
rotated



Tempo Block "B"



Tempo Block "B"  
rotated



Gemstones Block  
rotated

Row 6



Bordered  
Yuletide Block "A"  
rotated



Bordered Irish  
Christmas Block  
rotated



Bordered Irish  
Christmas Block  
rotated



Bordered  
Yuletide Block "A"  
rotated